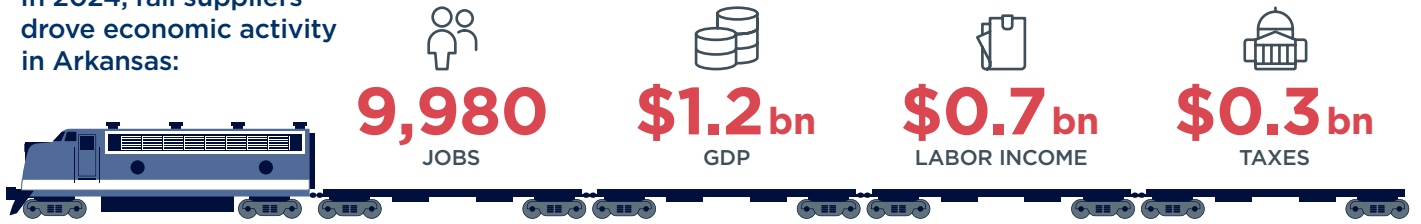


In 2024, rail suppliers
drove economic activity
in Arkansas:



2024 ECONOMIC IMPACTS

Direct impacts represent the economic activity at rail suppliers themselves.


Indirect impacts represent the economic activity in rail suppliers' supply chains.

Induced impacts represent the economic activity supported by direct and indirect workers' spending.



EMPLOYMENT IMPACT

TOTAL JOBS SUPPORTED IN ARKANSAS **9,980**



70
AMTRAK



Every direct job in the rail supply industry supports an **additional 1.9 jobs** elsewhere in the Arkansas economy.



GDP IMPACT

TOTAL CONTRIBUTION TO STATE GDP **\$1.2 bn**



Every \$100 in direct GDP generated by the rail supply industry supports an **additional \$180** in GDP elsewhere in the Arkansas economy.

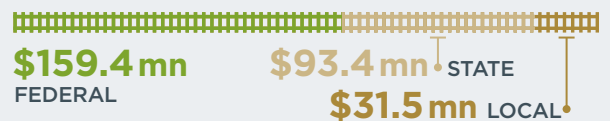


LABOR INCOME IMPACT **\$0.7 bn**

\$73,300 AVERAGE ANNUAL COMPENSATION per direct employee in the Arkansas rail supply industry



TAX IMPACT **\$0.3 bn**



The rail supply industry represents the full economic footprint of the operational and capital spending of the US freight and passenger rail transportation industry. It excludes the direct activity and employment of the rail transportation industry itself. All impacts are for 2024.