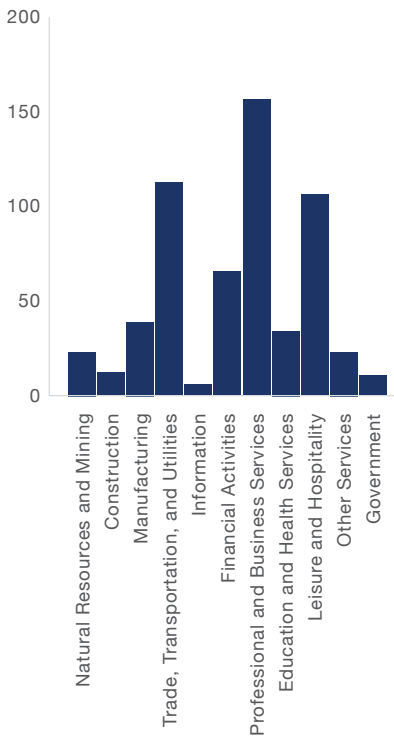


The railway supply industry helps to power Hawaii's economy.

TOTAL IMPACT SUMMARY

GDP	\$54.4 million
Jobs	593
Employee compensation	\$30.1 million
Tax contribution	\$13.8 million

TOTAL RAILWAY SUPPLY JOB IMPACT BY INDUSTRY IN HAWAII



Source: Oxford Economics, IMPLAN

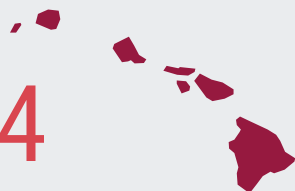


10.4 jobs

Additional jobs supported elsewhere in Hawaii's economy for every direct job in the state's railway supply industry.

CONTRIBUTION TO HAWAII'S GDP IN 2017

\$54.4 million



In 2017, the railway supply industry directly employed

52

workers in Hawaii.

On average, they earned

\$66,081

in annual income.

By comparison, the average worker in the U.S. earned approximately \$55,400

246

indirect jobs

supported through railway suppliers' supply-chain purchases.

295

induced jobs

were sustained as employees spent their wages on consumer goods.

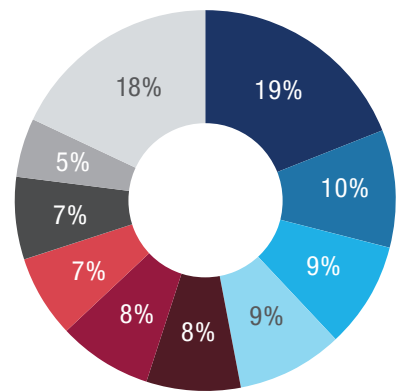


\$13.8 million

Tax contribution from the state of Hawaii in 2017.

This was made up of \$7.7 million in federal taxes and \$6.1 million in state and local taxes.

OCCUPATION PROFILE OF RAILWAY SUPPLIERS IN HAWAII



- Office and Administrative Support
- Production
- Sales and Related
- Business and Financial Operations
- Transportation and Material Moving
- Computer and Mathematical
- Building & Grounds Cleaning and Maint.
- Management
- Architecture and Engineering
- All other

Source: Oxford Economics, IMPLAN