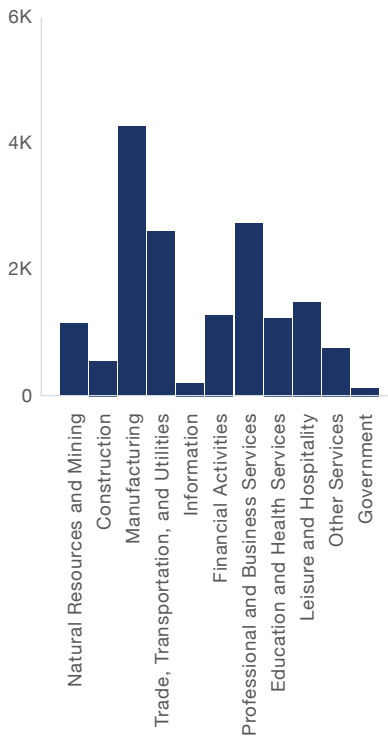


The railway supply industry helps to power Oregon's economy.

TOTAL IMPACT SUMMARY

| | |
|-----------------------|---------------|
| GDP | \$1.4 billion |
| Jobs | 16,484 |
| Employee compensation | \$960 million |
| Tax contribution | \$348 million |

TOTAL RAILWAY SUPPLY JOB IMPACT BY INDUSTRY IN OREGON



Source: Oxford Economics, IMPLAN



3.7 jobs

Additional jobs supported elsewhere in Oregon's economy for every direct job in the state's railway supply industry.

CONTRIBUTION TO OREGON'S GDP IN 2017

\$1.4 billion



In 2017, the railway supply industry directly employed

3,532

workers in Oregon.

On average, they earned

\$67,732

in annual income.

By comparison, the average worker in the U.S. earned approximately \$55,400

7,010 indirect jobs

supported through railway suppliers' supply-chain purchases.

5,942 induced jobs

were sustained as employees spent their wages on consumer goods.

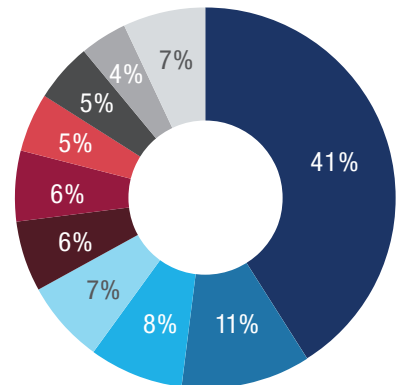
\$348 million



Tax contribution from the state of Oregon in 2017.

This was made up of \$240 million in federal taxes and \$109 million in state and local taxes.


OCCUPATION PROFILE OF RAILWAY SUPPLIERS IN OREGON



- Production
- Office and Administrative Support
- Construction and Extraction
- Transportation and Material Moving
- Management
- Architecture and Engineering
- Installation, Maintenance, and Repair
- Business and Financial Operations
- Sales and Related
- All other

Source: Oxford Economics, IMPLAN

2,423



Miles of rail in Oregon