

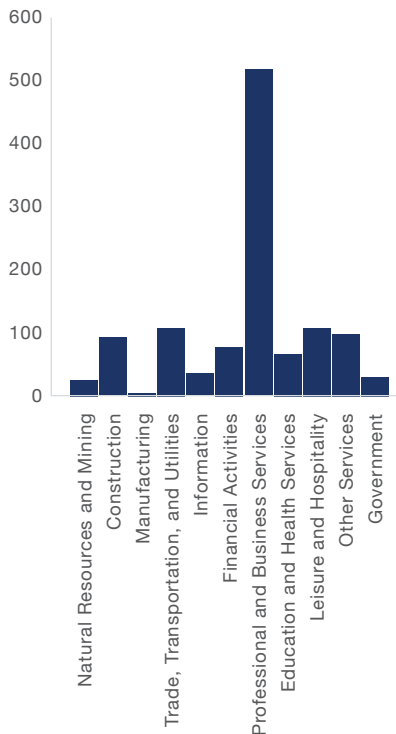
DISTRICT OF COLUMBIA THE ECONOMIC IMPACT OF RAILWAY SUPPLIERS IN THE U.S.

The railway supply industry helps to power the District of Columbia's economy.

TOTAL IMPACT SUMMARY

GDP	\$166 million
Jobs	1,168
Employee compensation	\$133 million
Tax contribution	\$31.1 million

TOTAL RAILWAY SUPPLY JOB IMPACT BY INDUSTRY IN DC



Source: Oxford Economics, IMPLAN



2.3 jobs

Additional jobs supported elsewhere in DC's economy for every direct job in the state's railway supply industry.

CONTRIBUTION TO DC'S GDP IN 2017

\$166 million



In 2017, the railway supply industry directly employed

359

workers in DC.

On average, they earned

\$115,006

in annual income.

By comparison, the average worker in the U.S. earned approximately \$55,400

402

indirect jobs

supported through railway suppliers' supply-chain purchases.

407

induced jobs

were sustained as employees spent their wages on consumer goods.

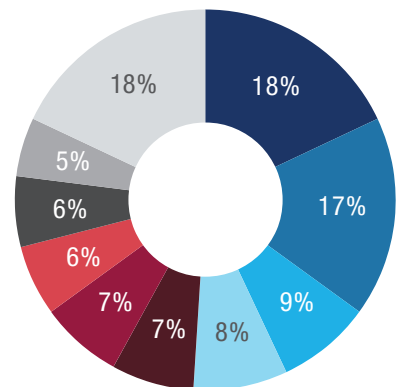
\$31.1 million



Tax contribution from the District of Columbia in 2017.

This was made up of \$22.4 million in federal taxes and \$8.8 million in state and local taxes.


OCCUPATION PROFILE OF RAILWAY SUPPLIERS IN DC



- Office and Administrative Support
- Construction and Extraction
- Business and Financial Operations
- Sales and Related
- Management
- Transportation and Material Moving
- Computer and Mathematical
- Building & Grounds Cleaning and Maint.
- Installation, Maintenance, and Repair
- All other

Source: Oxford Economics, IMPLAN

23



Miles of rail in DC